

FACT SHEET

DECEMBER 2023

EU-US VEHICLE TRADE



EU-US VEHICLE TRADE ¹





















The US is the second largest market for EU exports after the UK. In terms of value, the US accounts for over a fifth of the EU export market.

- 738,436 vehicles were exported from the EU to the US in 2022, valuing €37.4 billion

The EU is the US' second-largest export market. In terms of value, the EU accounts for 16% of the US export market.

- 271,476 vehicles were imported into the EU from the US in 2022, valuing €8.7 billion

SHARE OF GLOBAL TRADE

 EU vehicle exports	 US vehicle exports
 €171.4 billion →  22%	 €105.6 billion →  16%
 6,257,590 units →  12%	 3,907,978 units →  13%
 EU vehicle imports	 US vehicle imports
 €69.6 billion →  12%	 €268.9 billion →  19%
 3,899,322 units →  7%	 10,294,553 units →  14%

NEW CAR TRADE (including electric vehicles)

- 692,334 EU-made cars were exported to the US in 2022, valuing €36 billion
 - 84,854 were battery-electric (12.3%), valuing €5 billion
- 116,207 US-made cars were exported to the EU in 2022, valuing €5.2 billion
 - 5,302 were battery-electric (4.6%), valuing €370 million

NEW COMMERCIAL VEHICLE AND BUS TRADE

- 33,833 EU-made commercial vehicles and buses were exported to the US in 2022, valuing €895.5 million
- 4,646 US-made commercial vehicles and buses were exported to the EU in 2022, valuing €55.7 million

1. Eurostat (includes new and used cars, vans, trucks, and buses)